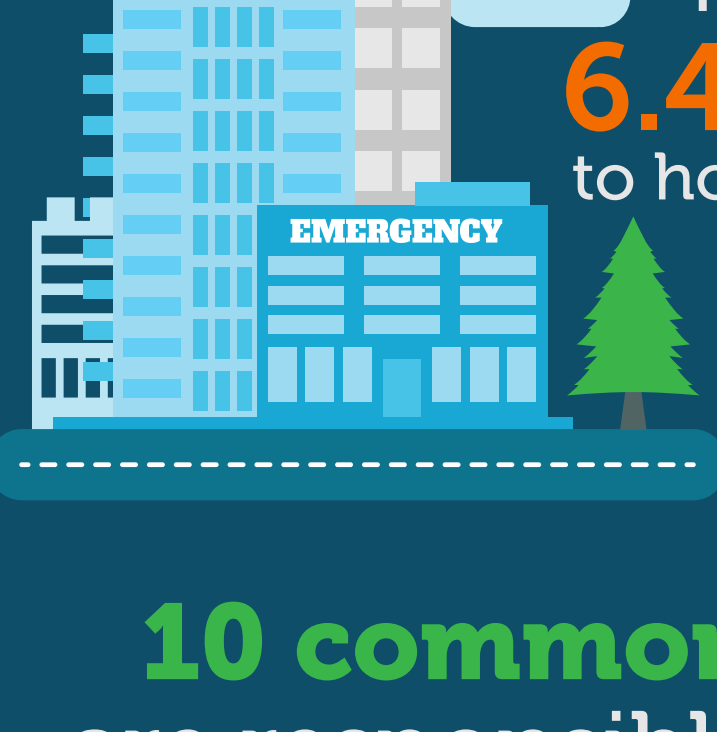




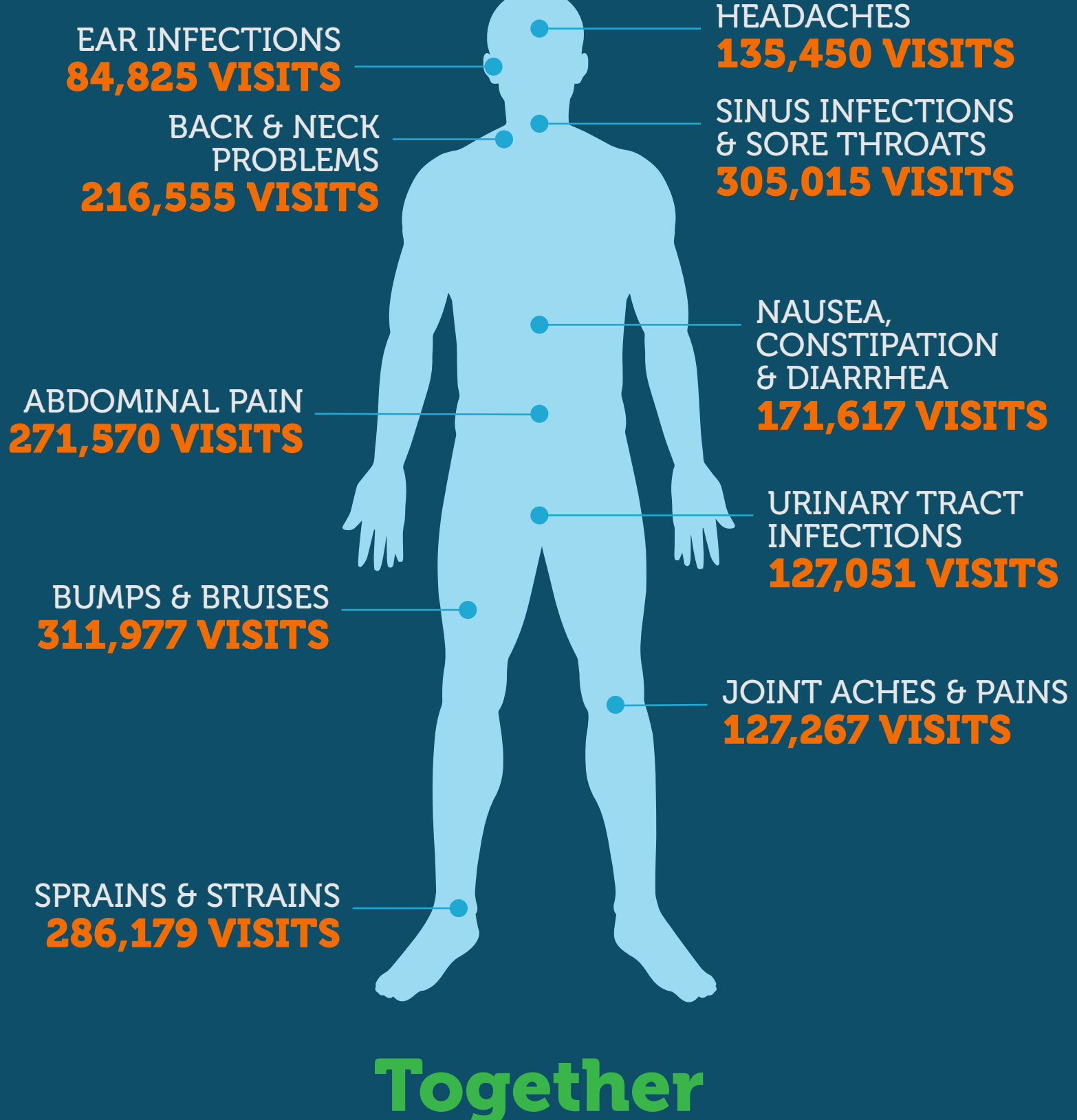
POTENTIALLY PREVENTABLE EMERGENCY ROOM VISITS

in New York state



There were **6.4 million visits** to hospital emergency rooms in NYS in 2013.

10 common conditions are responsible for more than **2 million visits** to the ER.

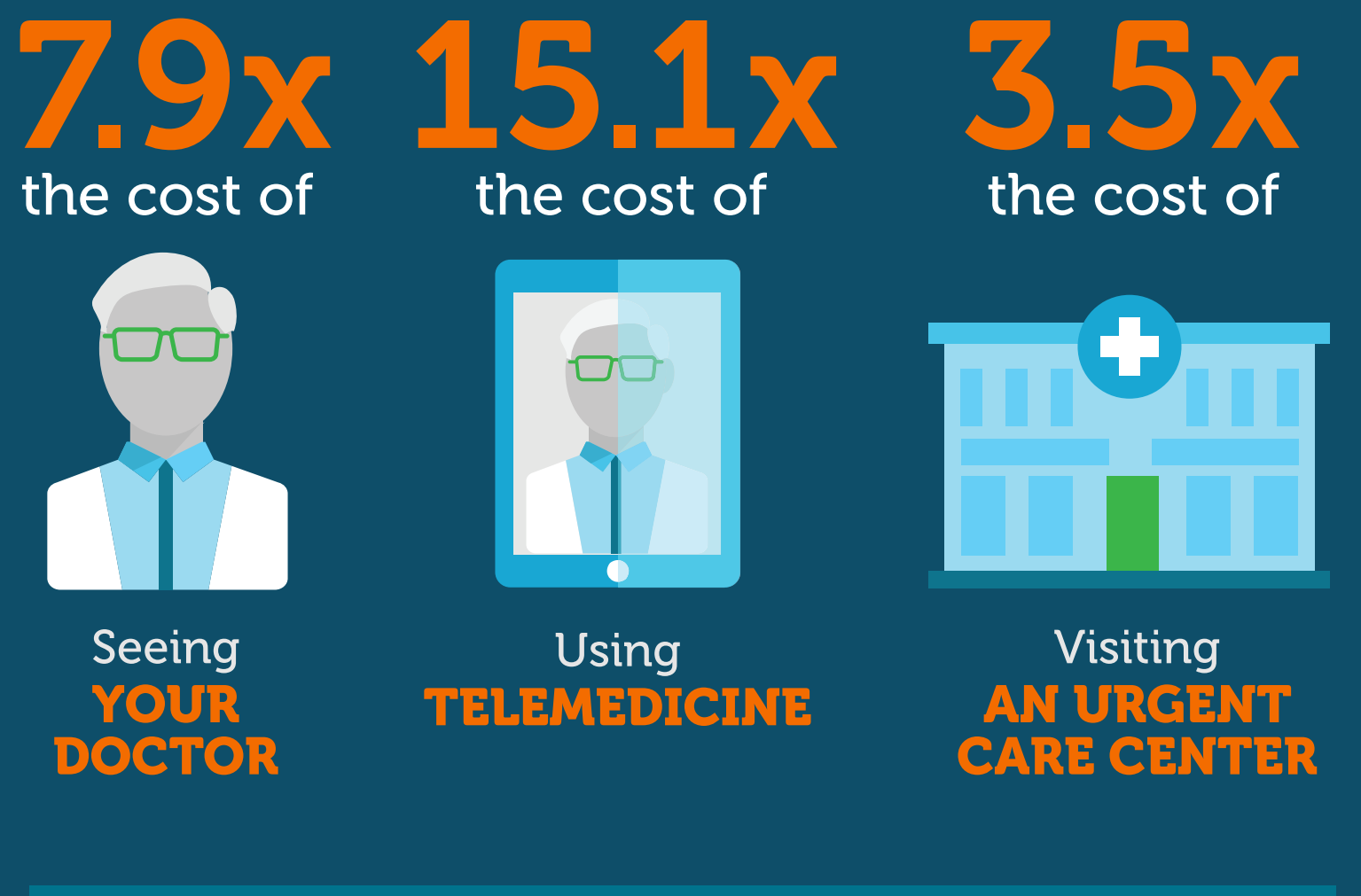


Together they cost New Yorkers about **\$1.3 billion** to treat in the ER.

About **9 out of 10** visits to the ER for these conditions were considered **"POTENTIALLY PREVENTABLE"***

POTENTIALLY PREVENTABLE = patients could have been treated outside of the emergency room or their conditions could have been avoided altogether through better care coordination and quicker access to primary and preventive care.

Going to the ER for **POTENTIALLY PREVENTABLE** conditions is



Rates of POTENTIALLY PREVENTABLE ER visits by county, 2013

Areas with high rates have the greatest opportunities to improve the quality of or access to primary care or care coordination and target potentially avoidable costs.

Rate = number of potentially preventable visits per 100 population



*NYS Department of Health
Data sources for cost estimates:
Excellus BlueCross BlueShield Claims data
Healthcare Bluebook - <https://healthcarebluebook.com/>
MDLive - <https://welcome.mdlive.com/>
New York State Department of Health, Office of Quality and Patient Safety -
<http://www.health.ny.gov/statistics/sparcs/sb/docs/sb4.pdf>
<https://www.health.ny.gov/statistics/sparcs/sb/docs/sb8.pdf>
New York State Department of Health, Open Data -
<https://health.data.ny.gov/Health/All-Payer-Potentially-Preventable-Emergency-Visit-f8ue-zxy3>, <https://health.data.ny.gov/Health/New-York-State-Population-Data-Beginning-2003/e9uj-s3sf>
Sources:
3M - <http://multimedia.3m.com/mws/media/7842130/3m-pop-health-ppe-ebook.pdf?&fn=Preventables%20eBook.pdf>
Agency for Healthcare Research and Quality - http://meps.ahrq.gov/mepsweb/data_stats/conditions07.shtml